

Sage Intacct Nonprofit Financial Reporting and Dashboards



Nonprofits need timely, insightful financial reporting to make data-driven decisions. Sage Intacct provides reports, dashboards and visualisations that are ready in real-time, allowing finance teams to look forward and plan based on accurate data.

Turn data into insight

- **Dimension-driven:** Reports analyse real-time data and can be customised by role, programme, location and more.
- **Out-of-the-box:** Use predefined reports and dashboards out-of-the-box or easily create your own.
- **Flexible delivery options:** Share real-time views on dashboards, through email or in the cloud.

See across the dimensions of your nonprofit

- **Automated outcome metrics:** Use statistical accounts to monitor outcomes like patients treated or meals served.
- **Drill down capabilities:** Drill down to source transactions and attachments for transparency. Flag trends and spot exceptions with report visualisation. Sage Intacct keeps tabs on the historical workflow and audit trail so you don't have to.

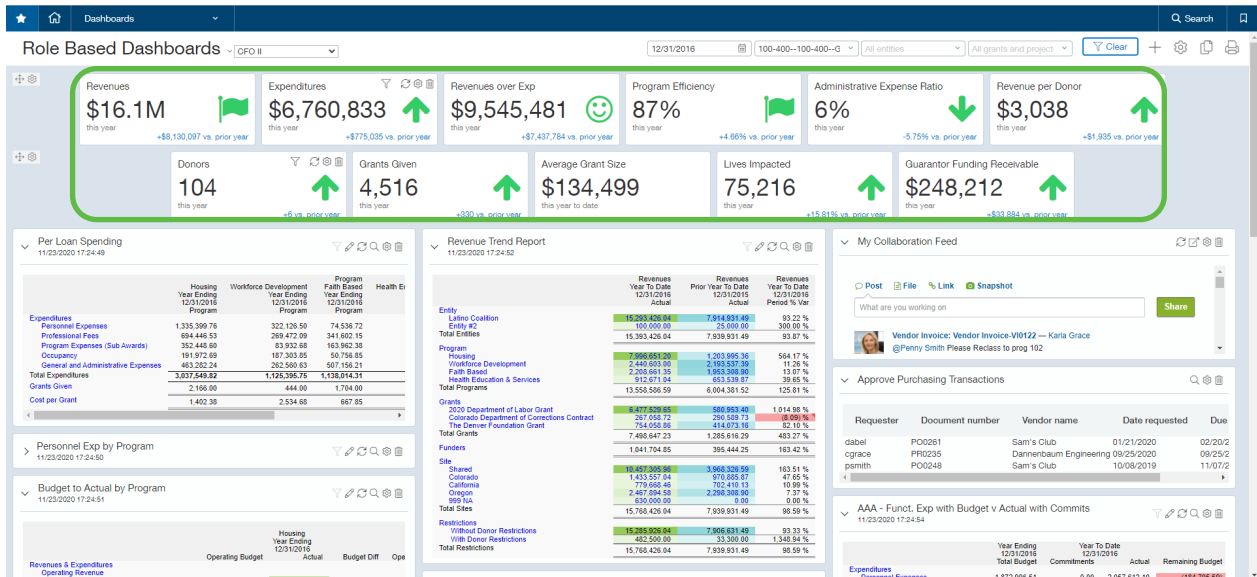
Deliver the data stakeholders need

- **Tailored views:** Finance can configure dashboards and set permissions based on role.
- **KPI visibility:** Select the KPIs that matter most to your organisation and track them on dashboards.
- **Slice and dice data:** Every transaction is tagged with dimensions, so finance teams can sort, view, filter and report with just a few clicks.
- **Visual indicators:** View data with visual indicators that draw your eye. If you're over budget, you'll see it immediately.

Achieve real-time visibility for data-driven decisions

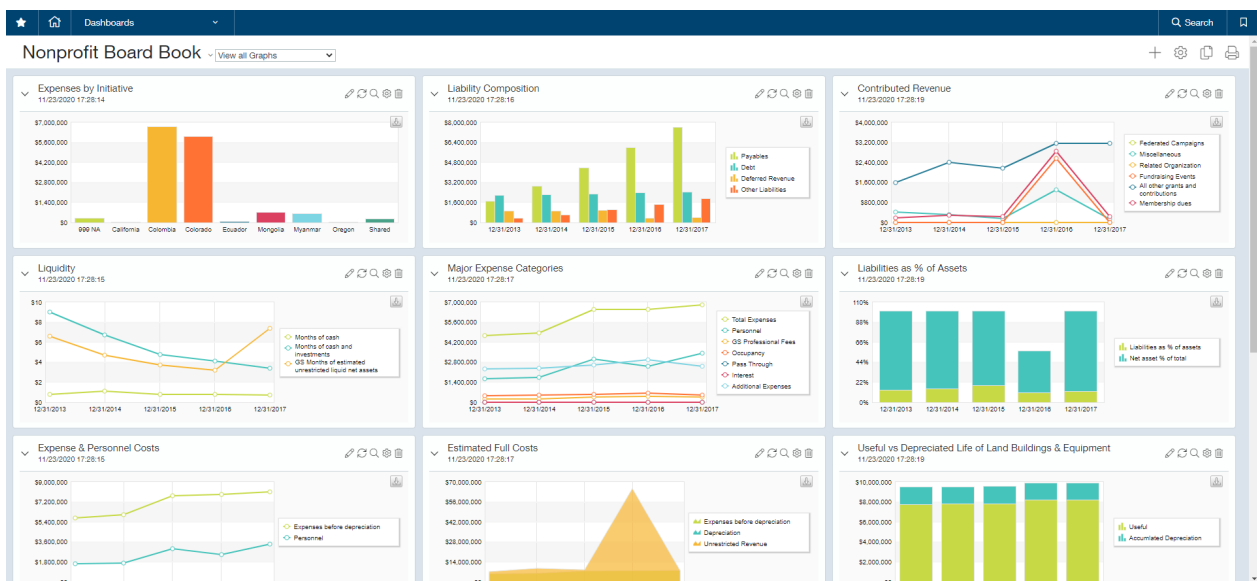
Sage Intacct's reporting and dashboards empower nonprofit organisations to stop looking backward and start planning forward – at every level – from programme managers to executives. Achieving real-time visibility gives nonprofits the ability to make data-driven decisions that will allow for better stewardship and greater impact.

Role-based dashboard example



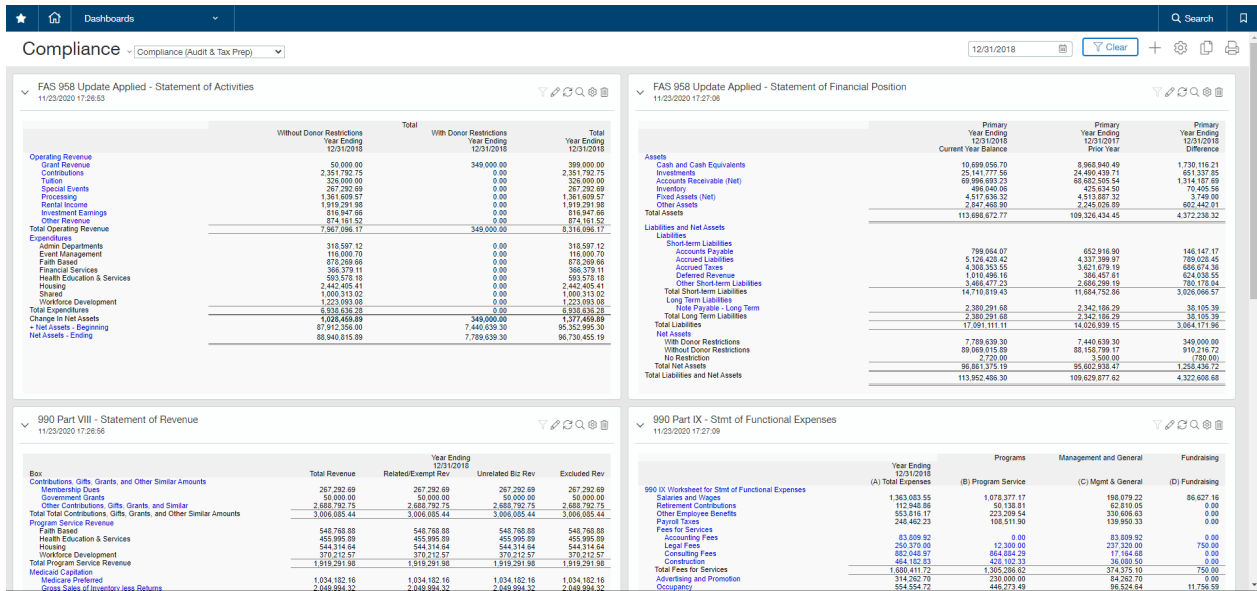
Sage Intacct role-based dashboards, like this CFO dashboard, provide at-a-glance views of relevant information based on programmes and responsibilities. Leaders can get visibility into revenue and operational efficiency, programme managers can access metrics related to programmes and budgets, and development can track fundraising efficiency. You can even create a dashboard for your auditor with read-only access to streamline the audit process and reduce time and cost. Many dashboards have “score card” elements – giving you a snapshot of the current state of your nonprofit’s financial status and putting real-time information at your fingertips.

Nonprofit digital board book example



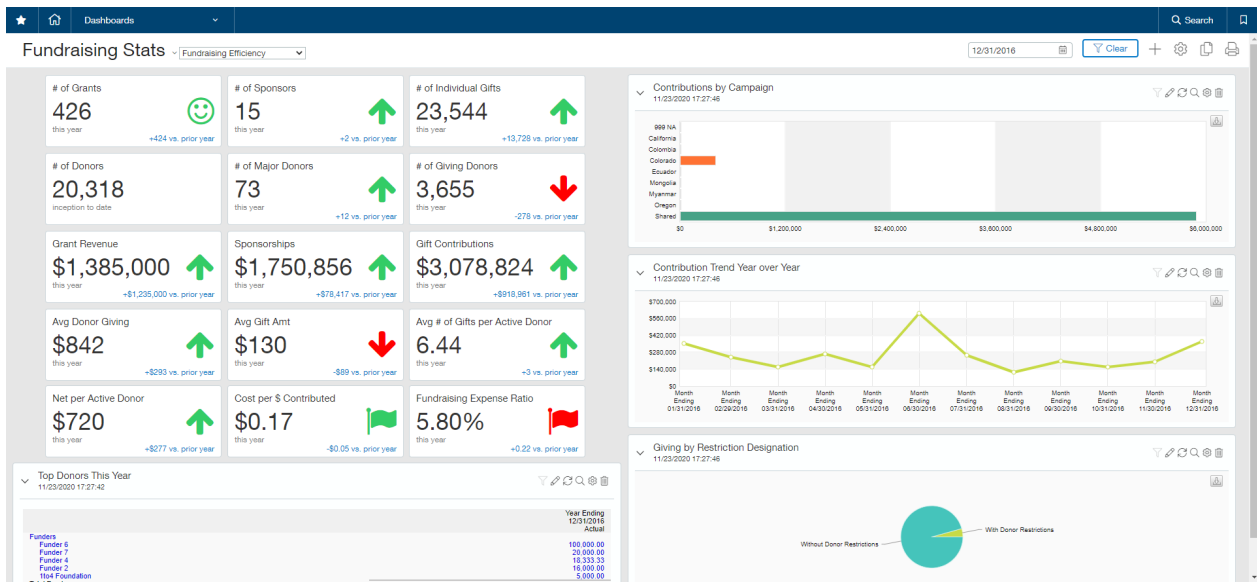
To improve the financial health and sustainability of your nonprofit, the Sage Intacct Nonprofit Digital Board Book provides best practice metrics to deliver real-time insights into your organisation’s performance and mission impact.

Compliance dashboard example



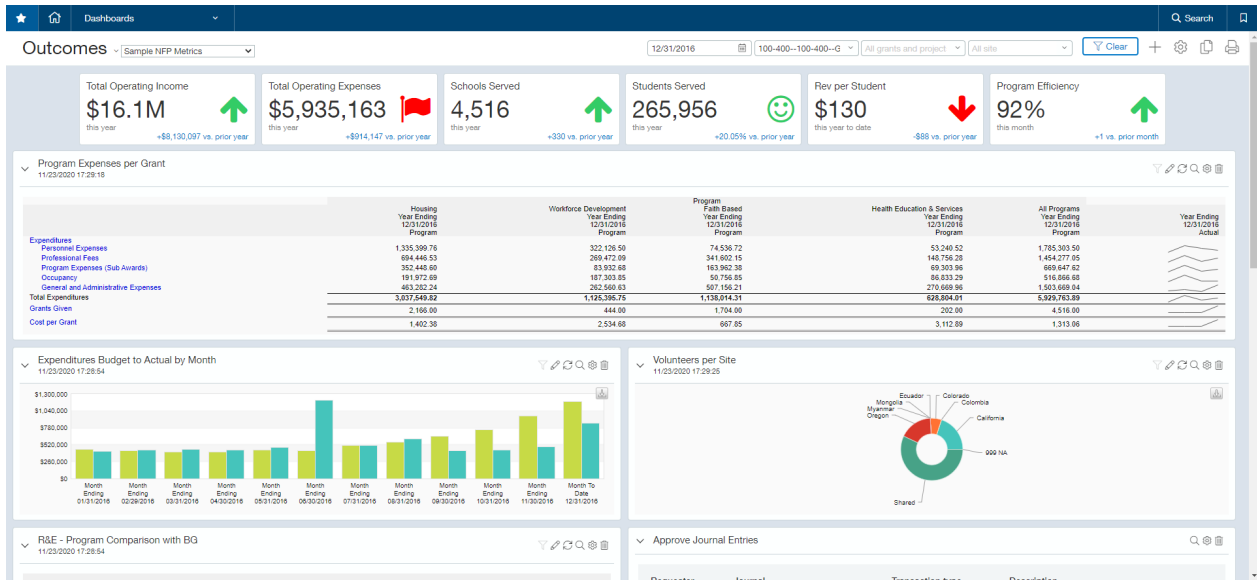
Sage Intacct compliance dashboards provide a central place to track compliance to FASB 958, disclosures and Form 990 reporting.

Fundraising dashboard example



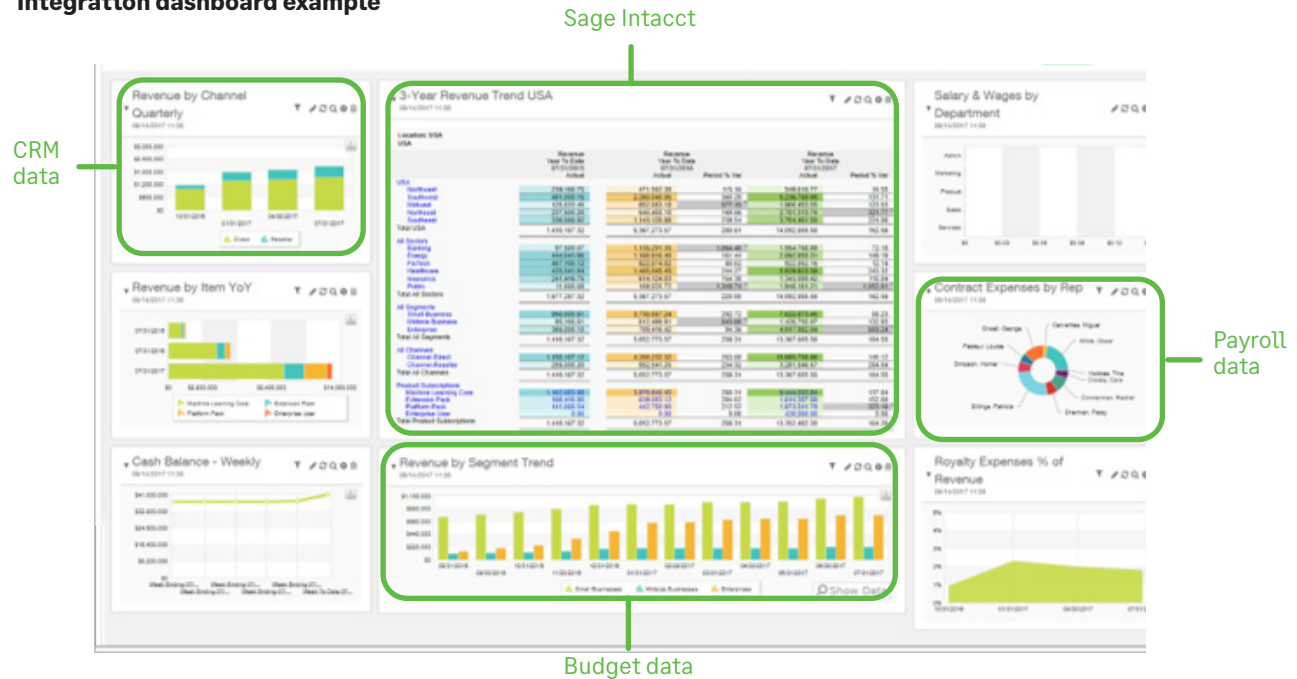
Easily track and tag expenses and revenue to automatically calculate fundraising metrics like number of donors, scholarships, average giving and more.

Outcomes dashboard example



Combine financial and operational data into a multi-dimensional dashboard to share a true picture of your organisation's impact with donors.

Integration dashboard example



Sage Intacct open APIs let you connect to existing or future systems, allowing you to track metrics that are central to your organisation's operations and programmes in one place.

01932 237110
marketing@acuity24.com

ACUITY 24

Sage Business Partner

Learn more about Sage Intacct and Non-Profits on our website [here](#).

© 2024 The Sage Group plc or its licensors. Sage, Sage logos, Sage product and service names mentioned herein are the trademarks of The Sage Group plc or its licensors. All other trademarks are the property of their respective owners.